

# OPPORTUNITY OCCUPATIONS: ALABAMA

EXPLORING ECONOMIC OPPORTUNITY FOR WORKERS IN THE SOUTHEAST



## WHAT ARE OPPORTUNITY OCCUPATIONS?

Opportunity occupations are occupations that are generally accessible to workers without a bachelor's degree and that pay more than the national median wage (\$37,690 in 2017), adjusted for local cost-of-living differences. They offer economic opportunity for middle-skill workers—those who have finished a high school degree but have not completed college—and for workers in certain occupations who do not have a high school degree.

## WHAT ARE THE JOBS?

### TOP 10 OPPORTUNITY OCCUPATIONS

MEDIAN ANNUAL WAGE AND NUMBER OF EMPLOYED IN 2017



**\$34K**

Secretaries &  
admin. assistants

**45,730 employed**



**\$38K**

Truck drivers

**30,720 employed**



**\$54K**

Wholesale &  
manufacturing sales reps.

**23,090 employed**



**\$36K**

Retail  
supervisors

**23,060 employed**



**\$36K**

Bookkeeping &  
accounting clerks

**21,500 employed**

- |  |  |
|--|--|
|  Office & admin. supervisors - <b>\$50K / 17,890 employed</b>           |  Prod. & operating supervisors - <b>\$57K / 12,880 employed</b> |
|  Maintenance & repair workers - <b>\$36K / 13,630 employed</b>          |  Licensed practical nurses - <b>\$37K / 12,860 employed</b>     |
|  Construction & extraction supervisors - <b>\$56K / 11,060 employed</b> |  |

# WHERE ARE THE JOBS?

## SELECTED METROPOLITAN AREAS

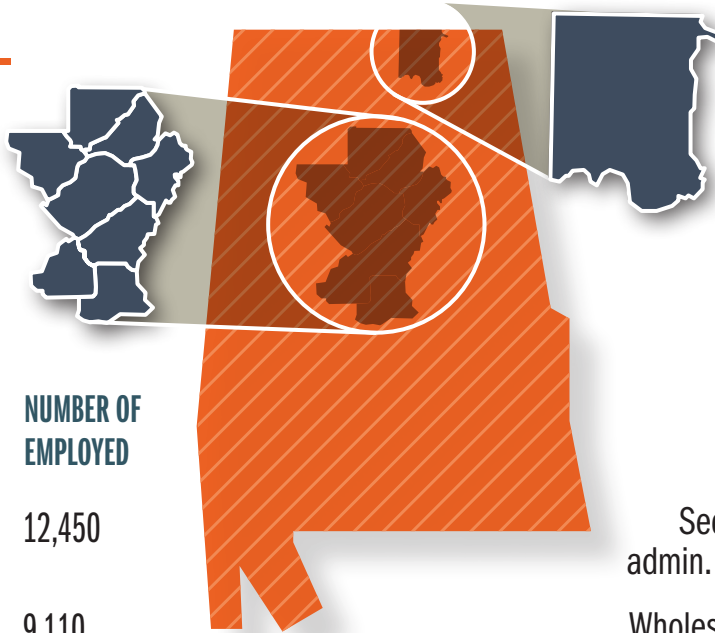
TOP OPPORTUNITY OCCUPATIONS, MEDIAN WAGE, AND NUMBER OF EMPLOYED IN 2017

### BIRMINGHAM-HOOVER

**32.2%**

of workers are employed in opportunity occupations.

| OCCUPATION                      | WAGE  | NUMBER OF EMPLOYED |
|---------------------------------|-------|--------------------|
| Secretaries & admin. assistants | \$35K | 12,450             |
| Wholesale & mfg. sales reps     | \$58K | 9,110              |
| Truck drivers                   | \$39K | 8,140              |
| Bookkeeping & accounting clerks | \$39K | 6,600              |
| Retail supervisors              | \$39K | 5,820              |



### HUNTSVILLE

**24%**

of workers are employed in opportunity occupations.


| OCCUPATION                      | WAGE  | NUMBER OF EMPLOYED |
|---------------------------------|-------|--------------------|
| Secretaries & admin. assistants | \$36K | 4,830              |
| Wholesale & mfg. sales reps     | \$50K | 2,130              |
| Retail supervisors              | \$36K | 2,000              |
| Bookkeeping & accounting clerks | \$36K | 1,930              |
| Office & admin. supervisors     | \$53K | 1,890              |

## OPPORTUNITY OCCUPATIONS IN ALABAMA

DISTRIBUTION OF EMPLOYMENT BY WAGES IN 2017

**29.4%**

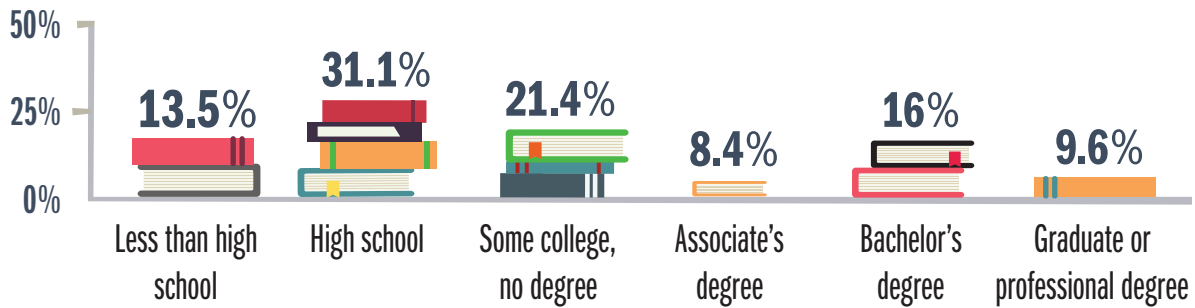
of workers are employed in opportunity occupations.



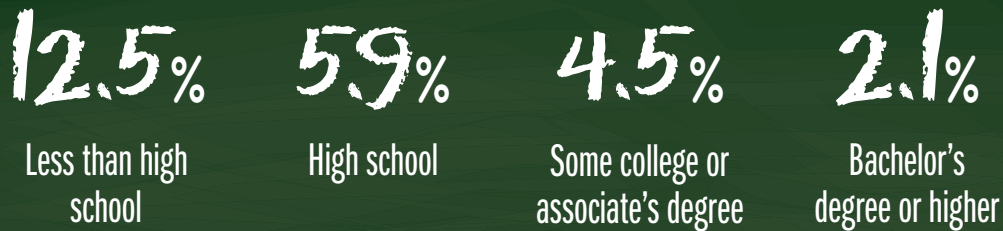
# EDUCATIONAL ATTAINMENT IN ALABAMA

## HOW MANY PURSUE HIGHER EDUCATION?

EDUCATIONAL ATTAINMENT FOR PEOPLE OVER 25 (2017)



### UNEMPLOYMENT RATE BY EDUCATIONAL ATTAINMENT FOR PEOPLE BETWEEN 25 AND 65 (2017)



### MEDIAN EARNINGS BY EDUCATIONAL ATTAINMENT FOR PEOPLE OVER 25 (2017)



#### Sources:

- U.S. Bureau of Labor Statistics: Occupational Employment Statistics (2017) and Occupational Outlook Handbook (2016-26)
- U.S. Bureau of Economic Analysis: Regional Price Parities (2016)
- U.S. Census Bureau: American Community Survey: 2017 one-year estimates

For more information visit us at  
[frbatlanta.org/opportunityoccupationsmonitor](http://frbatlanta.org/opportunityoccupationsmonitor)

