

OPPORTUNITY OCCUPATIONS: FLORIDA

EXPLORING ECONOMIC OPPORTUNITY FOR WORKERS IN THE SOUTHEAST

MARCH 2019



WHAT ARE OPPORTUNITY OCCUPATIONS?

Opportunity occupations are occupations that are generally accessible to workers without a bachelor's degree and that pay more than the national median wage (\$37,690 in 2017), adjusted for local cost-of-living differences. They offer economic opportunity for middle-skill workers—those who have finished a high school degree but have not completed college—and for workers in certain occupations who do not have a high school degree.

WHAT ARE THE JOBS?

TOP 10 OPPORTUNITY OCCUPATIONS

MEDIAN ANNUAL WAGE AND NUMBER OF EMPLOYED IN 2017



\$51K

Office & admin.
supervisors

101,060 employed



\$48K

Wholesale &
manufacturing sales reps

93,320 employed



\$40K

Retail
supervisors

87,750 employed



\$38K

Truck drivers

85,390 employed



\$47K

Services
sales reps

77,050 employed



Licensed practical nurses - **\$43K / 47,550 employed**



Carpenters - **\$38K / 42,520 employed**



Construction & extraction supervisors -
\$58K / 42,540 employed



Police officers - **\$56K / 38,770 employed**



Computer user support specialists - **\$44K / 37,190 employed**

WHERE ARE THE JOBS?

SELECTED METROPOLITAN AREAS

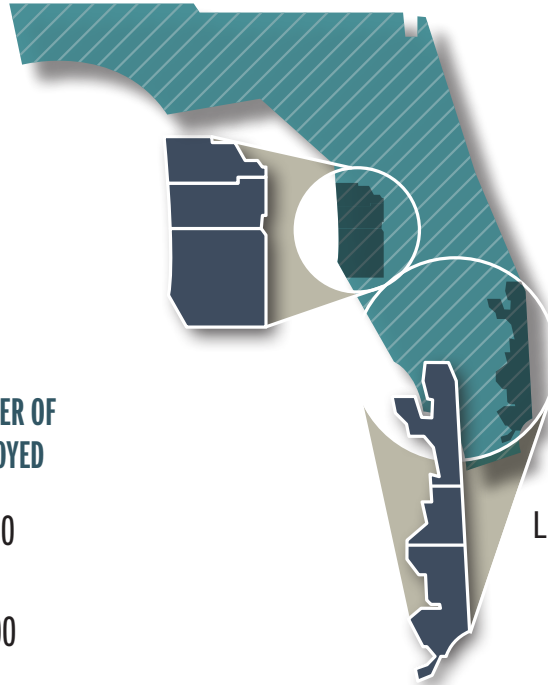
TOP OPPORTUNITY OCCUPATIONS, MEDIAN WAGE, AND NUMBER OF EMPLOYED IN 2017

TAMPA-ST. PETERSBURG-CLEARWATER

19.4%

of workers are employed in opportunity occupations.

OCCUPATION	MEDIAN WAGE	NUMBER OF EMPLOYED
Office & admin. supervisors	\$53K	16,190
Wholesale & mfg. sales reps	\$48K	13,900
Services sales reps	\$48K	12,780
Truck drivers	\$39K	12,740
Retail supervisors	\$39K	12,660



MIAMI-FORT LAUDERDALE-WEST PALM BEACH

16.5%

of workers are employed in opportunity occupations.

OCCUPATION	MEDIAN WAGE	NUMBER OF EMPLOYED
Licensed practical nurses	\$45K	11,050
Electricians	\$42K	10,200
Property & real estate managers	\$55K	8,440
HVAC mechanics & installers	\$41K	7,380
Plumbers	\$44K	6,630

OPPORTUNITY OCCUPATIONS IN FLORIDA

DISTRIBUTION OF EMPLOYMENT BY WAGES IN 2017

18.5%

of workers are employed in opportunity occupations.



30%
Low wage,
low skill

0%
Low-skill
opportunity
occupations



29.1%
Middle skill,
low wage



18.5%
Middle-skill
opportunity
occupations



0.8%
High skill,
low wage

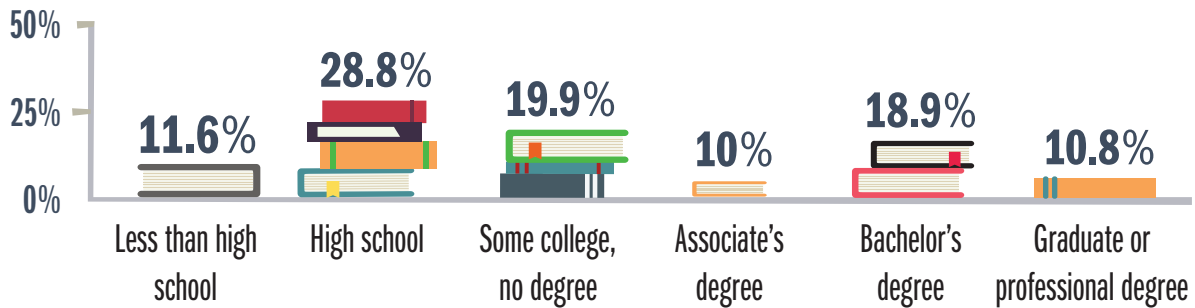


21.3%
High skill,
high wage

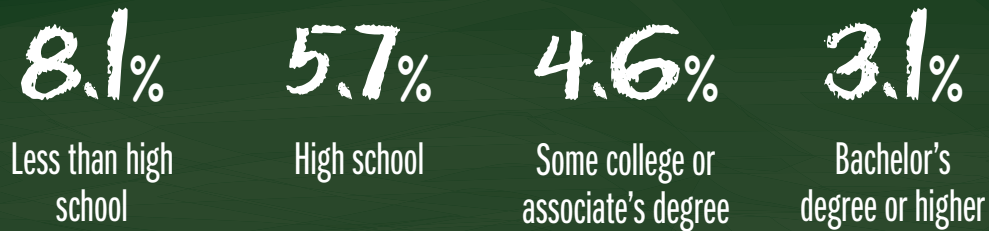
EDUCATIONAL ATTAINMENT IN FLORIDA

HOW MANY PURSUE HIGHER EDUCATION?

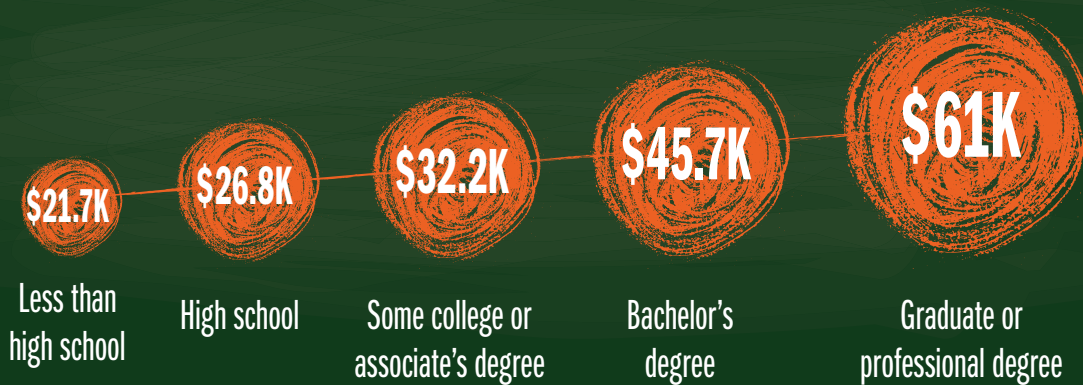
EDUCATIONAL ATTAINMENT FOR PEOPLE OVER 25 (2017)



UNEMPLOYMENT RATE BY EDUCATIONAL ATTAINMENT FOR PEOPLE BETWEEN 25 AND 65 (2017)



MEDIAN EARNINGS BY EDUCATIONAL ATTAINMENT FOR PEOPLE OVER 25 (2017)



Sources:

- U.S. Bureau of Labor Statistics: Occupational Employment Statistics (2017) and Occupational Outlook Handbook (2016-26)
- U.S. Bureau of Economic Analysis: Regional Price Parities (2016)
- U.S. Census Bureau: American Community Survey: 2017 one-year estimates

For more information visit us at
frbatlanta.org/opportunityoccupationsmonitor

