

OPPORTUNITY OCCUPATIONS: MISSISSIPPI

EXPLORING ECONOMIC OPPORTUNITY FOR WORKERS IN THE SOUTHEAST

MARCH 2019



WHAT ARE OPPORTUNITY OCCUPATIONS?

Opportunity occupations are occupations that are generally accessible to workers without a bachelor's degree and that pay more than the national median wage (\$37,690 in 2017), adjusted for local cost-of-living differences. They offer economic opportunity for middle-skill workers—those who have finished a high school degree but have not completed college—and for workers in certain occupations who do not have a high school degree.

WHAT ARE THE JOBS?

TOP 10 OPPORTUNITY OCCUPATIONS

MEDIAN ANNUAL WAGE AND NUMBER OF EMPLOYED IN 2017



\$38K

Truck drivers

22,570 employed



\$33K

Retail supervisors

12,250 employed



\$34K

Bookkeeping & accounting clerks


11,840 employed



\$42K

Office & admin. supervisors

11,060 employed



\$37K

Licensed practical nurses

8,970 employed



Police officers - **\$35K / 7,520 employed**



Wholesale & manufacturing sales reps - **\$47K / 7,070 employed**



Electricians - **\$51K / 5,520 employed**



Production & operating supervisors - **\$53K / 7,000 employed**



Welders - **\$44K / 6,230 employed**

WHERE ARE THE JOBS?

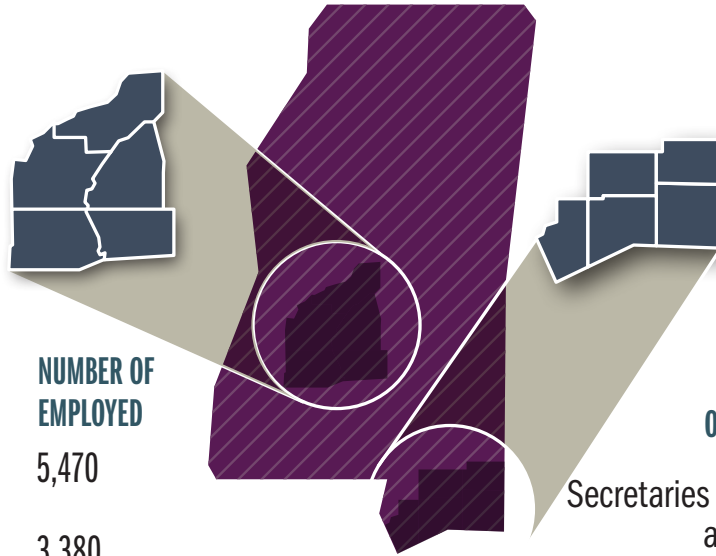
SELECTED METROPOLITAN AREAS

TOP OPPORTUNITY OCCUPATIONS, MEDIAN WAGE, AND NUMBER OF EMPLOYED IN 2017

JACKSON
22%

of workers are employed in opportunity occupations.

OCCUPATION	MEDIAN WAGE	NUMBER OF EMPLOYED
Truck drivers	\$43K	5,470
Bookkeeping & accounting clerks	\$35K	3,380
Office & admin. supervisors	\$47K	2,810
Wholesale & manufacturing sales reps	\$49K	2,250
Licensed practical nurses	\$38K	2,230



GULFPORT-BILOXI-PASCAGOULA
25.8%

of workers are employed in opportunity occupations.

OCCUPATION	MEDIAN WAGE	NUMBER OF EMPLOYED
Secretaries & admin. assistants	\$34K	2,720
Welders	\$55K	2,230
Electricians	\$57K	2,180
Office & admin. supervisors	\$46K	1,390
Bookkeeping & accounting clerks	\$36K	1,380

OPPORTUNITY OCCUPATIONS IN MISSISSIPPI

DISTRIBUTION OF EMPLOYMENT BY WAGES IN 2017

22.8%

of workers are employed in opportunity occupations.



29.9%

Low wage, low skill



0.3%

Low-skill opportunity occupations



26.3%

Middle skill, low wage



22.5%

Middle-skill opportunity occupations



1.1%

High skill, low wage



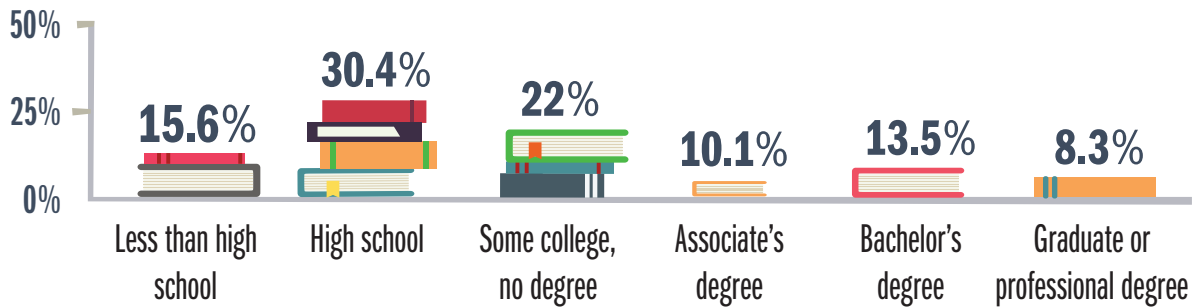
19.4%

High skill, high wage

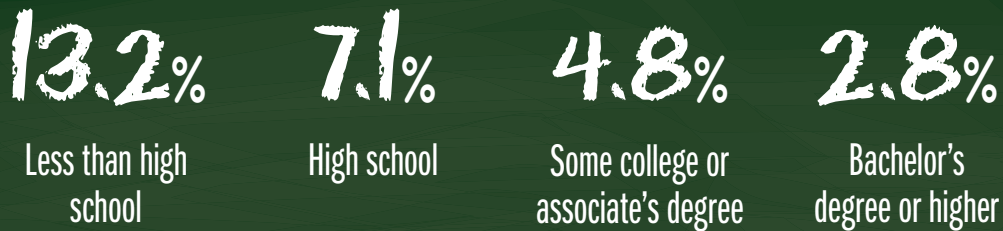
EDUCATIONAL ATTAINMENT IN MISSISSIPPI

HOW MANY PURSUE HIGHER EDUCATION?

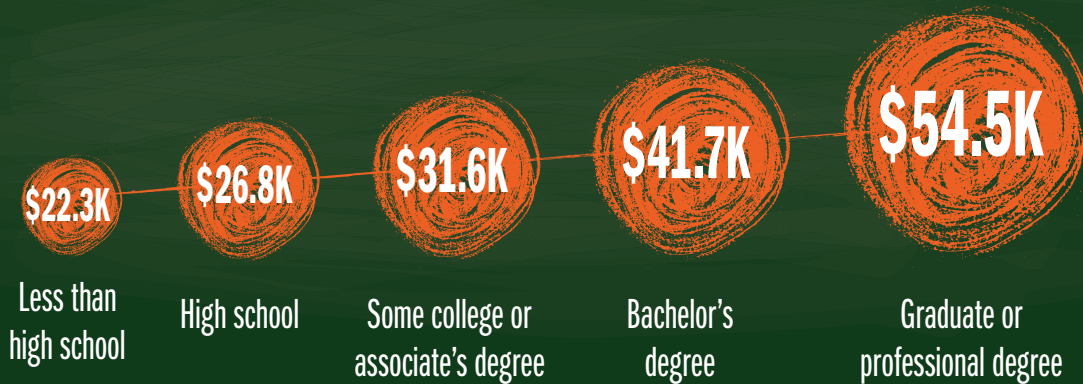
EDUCATIONAL ATTAINMENT FOR PEOPLE OVER 25 (2017)



UNEMPLOYMENT RATE BY EDUCATIONAL ATTAINMENT FOR PEOPLE BETWEEN 25 AND 65 (2017)



MEDIAN EARNINGS BY EDUCATIONAL ATTAINMENT FOR PEOPLE OVER 25 (2017)



Sources:

- U.S. Bureau of Labor Statistics: Occupational Employment Statistics (2017) and Occupational Outlook Handbook (2016-26)
- U.S. Bureau of Economic Analysis: Regional Price Parities (2016)
- U.S. Census Bureau: American Community Survey: 2017 one-year estimates

For more information visit us at
frbatlanta.org/opportunityoccupationsmonitor

