

Opportunity Occupations: Tennessee

Exploring Economic Opportunity for Workers in the Southeast



What Are Opportunity Occupations?

Opportunity occupations are occupations that are generally accessible to workers without a bachelor's degree and that pay more than the national median wage (\$41,950 in 2020), adjusted for local cost-of-living differences. They offer economic opportunity for middle-skill workers—those who have finished a high school degree but have not completed college—and for workers in certain occupations who do not have a high school degree.

What Are the Jobs?

Top 10 Opportunity Occupations


Median Annual Wage and Number of Employed in 2020



\$47K

Tractor-Trailer
Truck Drivers

61,090 employed



\$62K

Registered
Nurses

61,040 employed



\$43K

Licensed Practical and
Vocational Nurses

24,610 employed



\$57K

Supervisors of
Production and
Operating Workers

17,570 employed



\$52K

Electricians

12,610 employed



Police and Sheriff's Patrol Officers - **\$47K/12,330 employed**



Food Service Managers - **\$46K/9,050 employed**



Supervisors of Construction Trades and Extraction Workers -
\$57K/10,190 employed



Supervisors of Mechanics, Installers, and Repairers -
\$63K/8,970 employed



Machinists - **\$44K/8,910 employed**

Where Are the Jobs?

Selected Metropolitan Areas

Top Opportunity Occupations, Median Wage, and Number of Employed in 2020

Nashville-Davidson-Murfreesboro-Franklin

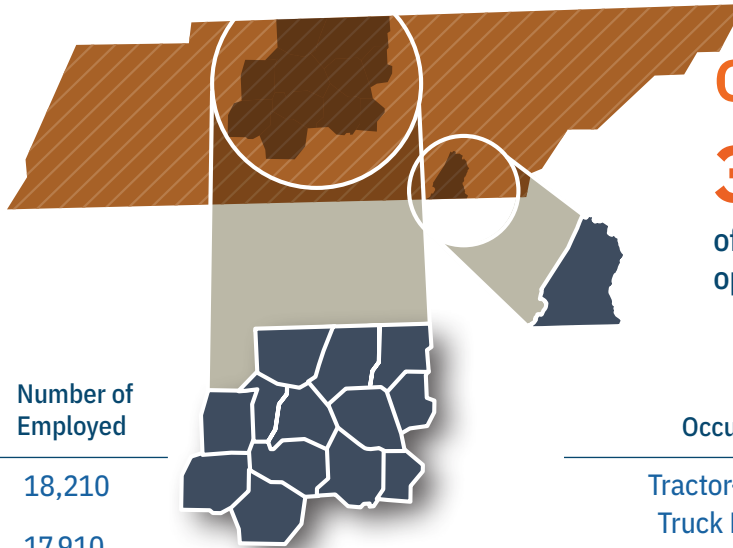
28.1%

of workers are employed in opportunity occupations.

Chattanooga

33.1%

of workers are employed in opportunity occupations.



| Occupation | Median Wage | Number of Employed |
|--|-------------|--------------------|
| Registered Nurses | \$65K | 18,210 |
| Tractor-Trailer Truck Drivers | \$50K | 17,910 |
| Bookkeeping, Accounting, and Auditing Clerks | \$43K | 12,650 |
| Supervisors of Retail Sales Workers | \$44K | 8,440 |
| Licensed and Practical Vocational Nurses | \$46K | 7,090 |

| Occupation | Median Wage | Number of Employed |
|---|-------------|--------------------|
| Tractor-Trailer Truck Drivers | \$47K | 7,130 |
| Registered Nurses | \$60K | 6,270 |
| Supervisors of Production and Operating Workers | \$58K | 1,750 |
| Automotive Service Technicians and Mechanics | \$42K | 1,550 |
| Licensed and Practical Vocational Nurses | \$44K | 1,540 |

Opportunity Occupations in Tennessee

Distribution of Employment by Wages in 2020



44.4%

Lower Wage Employment

31.5%

Opportunity Employment

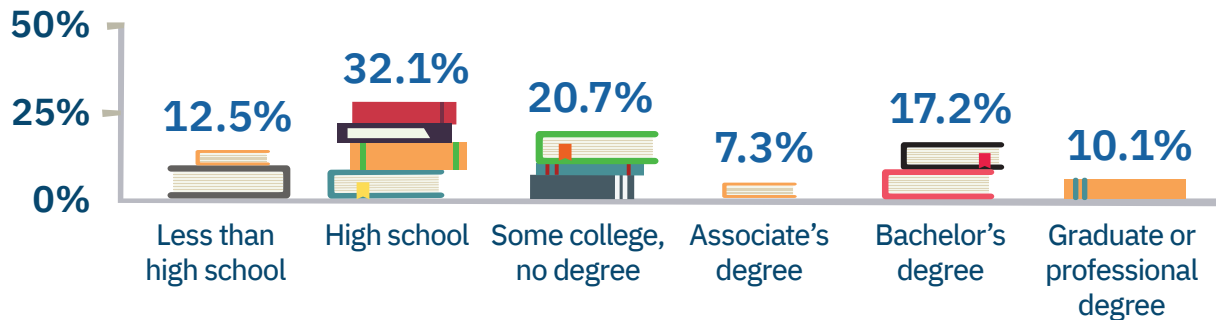
24.1%

Higher Wage, BA Degree Required

Educational Attainment in Tennessee

How Many Pursue Higher Education?

Educational Attainment for People over 25 (2019)



UNEMPLOYMENT RATE BY EDUCATIONAL ATTAINMENT FOR PEOPLE between 25 and 65 (2019)

9.1%

Less than high school

5.8%

High school

4.2%

Some college or associate's degree

2.2%

Bachelor's degree or higher

MEDIAN EARNINGS BY EDUCATIONAL ATTAINMENT FOR PEOPLE OVER 25 (2019)

\$22.4K

Less than high school

\$29.7K

High school

\$34.6K

Some college or associate's degree

\$49.2K

Bachelor's degree

\$62.2K

Graduate or professional degree